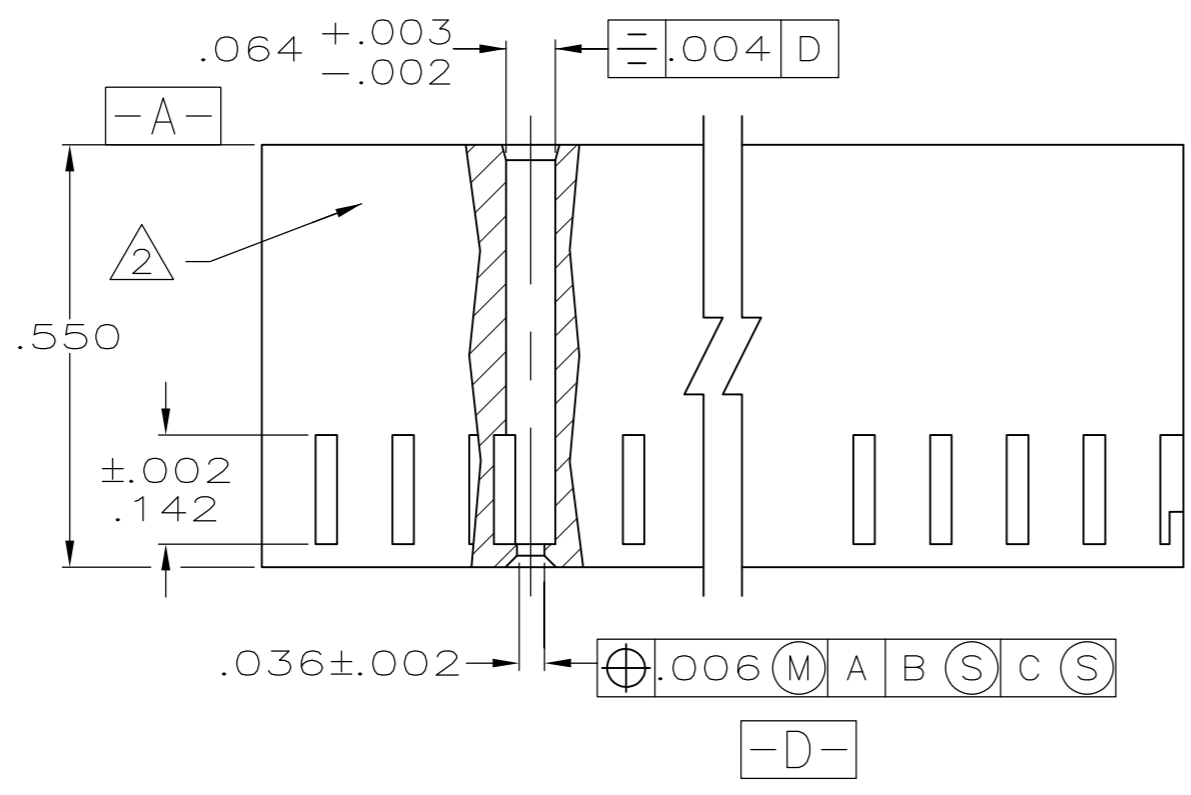
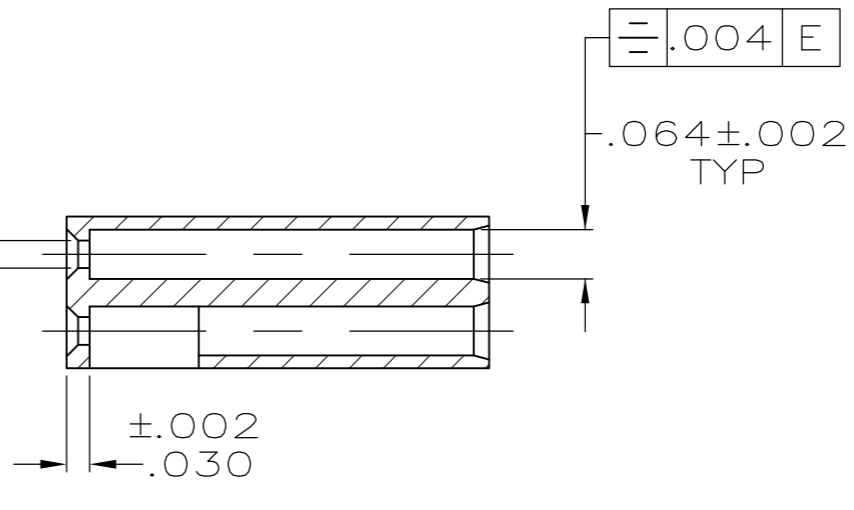
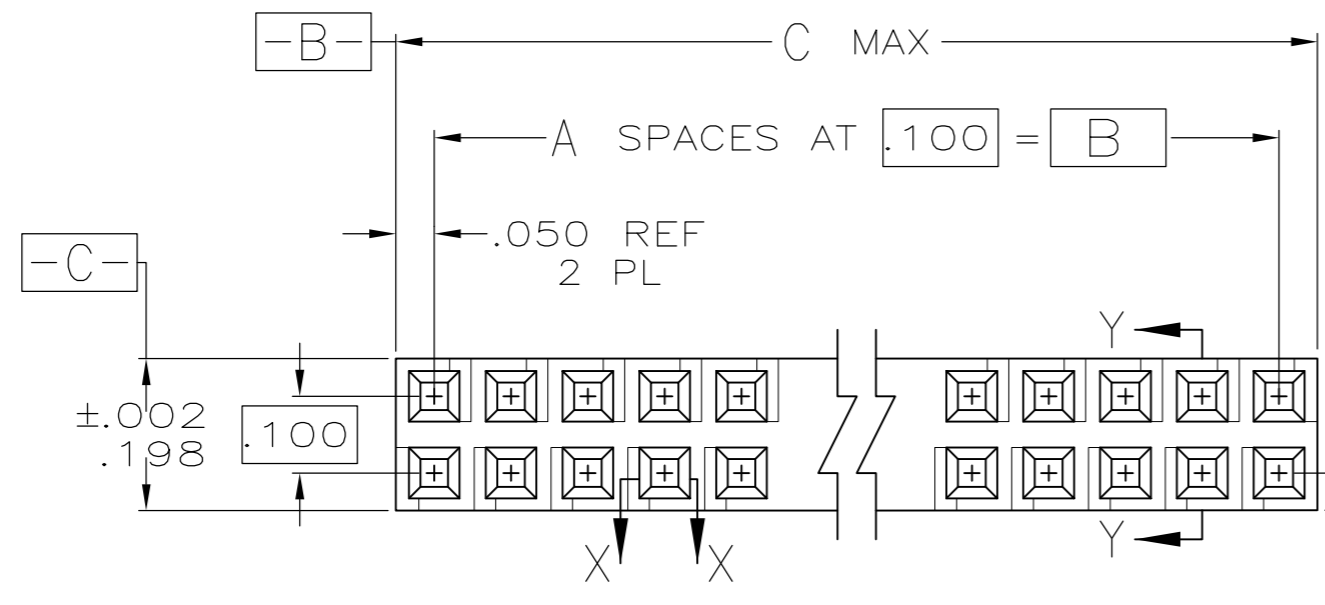


THIS DRAWING IS UNPUBLISHED. RELEASED FOR PUBLICATION
 © COPYRIGHT BY TYCO ELECTRONICS CORPORATION. ALL RIGHTS RESERVED.

LOC	DIST	REVISIONS			
P	LTR	DESCRIPTION	DATE	DWN	APVD
AD	00	M	REV PER EC-0S12-0647-04	05-10-05	JA SF
		M1	REV PER ECO-10-002850	01FEB10	KK HMR



SECTION X-X



SECTION Y-Y

- 1. USE WITH CONTACT PART NUMBERS 530553, 530901, 5530553 AND 5530901.
- 2. AMP LOGO IN APPROXIMATE AREA AS SHOWN.
- 3. HOUSING - FLAME RETARDANT THERMOPLASTIC, COLOR-BLACK

	.800	.700	7	16	3-530902-0
	2.500	2.400	24	50	2-530902-5
	.600	.500	5	12	2-530902-0
OBSOLETE	1.000	.900	9	20	530902-8
	.400	.300	3	8	530902-6
OBSOLETE	.200	.100	1	4	530902-5
OBSOLETE	.500	.400	4	10	530902-2
	.300	.200	2	6	530902-1
	C	B	A	POS	

THIS DRAWING IS A CONTROLLED DOCUMENT.		DWN J. ALCORTA - DOCK5 05-10-05	Tyco Electronics Corporation Harrisburg, PA 17105-3608	
DIMENSIONS: INCHES	TOLERANCES UNLESS OTHERWISE SPECIFIED:	CHK A. FRANTUM 05-10-05	NAME S. FLICKINGER	
	0 PLC ± -	APVD S. FLICKINGER 05-10-05	PRODUCT SPEC	
	1 PLC ± -	APPLICATION SPEC	-	
	2 PLC ± -	WEIGHT	-	
	3 PLC ± .005	SIZE	A2	
	4 PLC ± -	CAGE CODE	00779	
	ANGLES ± -	DRAWING NO	C=530902	
MATERIAL	FINISH	RESTRICTED TO	-	
	-	SCALE	4:1	
CUSTOMER DRAWING		SHEET	1 OF 1	
		REV	M1	